

SAMPLE NAME: CBD Isolate

Concentrate, Product Inhalable

CULTIVATOR / MANUFACTURER

Business Name:

License Number:


Address:

DISTRIBUTOR / TESTED FOR

Business Name:

License Number:

Address:



SAMPLE DETAIL

Batch Number: PP-0121-LE

Sample ID: 210125Q023

Date Collected: 01/25/2021

Date Received: 01/25/2021

Batch Size:

Sample Size: 10.0 units

Unit Mass: 10 grams per Unit

Serving Size:

CANNABINOID ANALYSIS - SUMMARY

Total THC: **Not Detected**

Total CBD: **99.456%**

Sum of Cannabinoids: **99.702%**

Total Cannabinoids: **99.702%**

Total THC/CBD is calculated using the following formulas to take into account the loss of a carboxyl group during the decarboxylation step:
 Total THC = $\Delta 9\text{THC} + (\text{THCa} \cdot 0.877)$
 Total CBD = $\text{CBD} + (\text{CBDa} \cdot 0.877)$
 Sum of Cannabinoids = $\Delta 9\text{THC} + \text{THCa} + \text{CBD} + \text{CBDa} + \text{CBG} + \text{CBGa} + \text{THCV} + \text{THCVa} + \text{CBC} + \text{CBCa} + \text{CBDV} + \text{CBDVa} + \Delta 8\text{THC} + \text{CBL} + \text{CBN}$
 Total Cannabinoids = $(\Delta 9\text{THC} + 0.877 \cdot \text{THCa}) + (\text{CBD} + 0.877 \cdot \text{CBDa}) + (\text{CBG} + 0.877 \cdot \text{CBGa}) + (\text{THCV} + 0.877 \cdot \text{THCVa}) + (\text{CBC} + 0.877 \cdot \text{CBCa}) + (\text{CBDV} + 0.877 \cdot \text{CBDVa}) + \Delta 8\text{THC} + \text{CBL} + \text{CBN}$

Moisture: NT

Density: NT

Viscosity: NT

TERPENOID ANALYSIS - SUMMARY

36 TESTED, TOP 3 HIGHLIGHTED

Total Terpenoids: **ND**

SAFETY ANALYSIS - SUMMARY

$\Delta 9\text{THC}$ per Unit: **PASS**

Foreign Material: NT

Water Activity: NT

Vitamin E Acetate: NT

Pesticides: **PASS**

Mycotoxins: NT

Residual Solvents: **PASS**

Heavy Metals: **PASS**

Microbial Impurities (PCR): **PASS**

Microbial Impurities (Plating): NT


For quality assurance purposes. Not a Pre-Harvest Hemp Lab Test Report. These results relate only to the sample included on this report. This report shall not be reproduced, except in full, without written approval of the laboratory.

Sample Certification: California Code of Regulations Title 16 Effect Date January 16, 2019. Authority: Section 26013, Business and Professions Code. Reference: Sections 26100, 26104 and 26110, Business and Professions Code.

Decision Rule: Statements of conformity (e.g. Pass/Fail) to specifications are made in this report without taking measurement uncertainty into account. Where statements of conformity are made in this report, the following decision rules are applied: PASS - Results within limits/specifications, FAIL - Results exceed limits/specifications.

References: limit of detection (LOD), limit of quantification (LOQ), not detected (ND), not tested (NT)


 LQC verified by: Jon Brodie
 Date: 01/27/2021


 Approved by: Josh Wurzer, President
 Date: 01/27/2021



CANNABINOID TEST RESULTS - 01/26/2021

Tested by high-performance liquid chromatography with diode-array detection (HPLC-DAD).

Method: QSP 1157 - Analysis of Cannabinoids by HPLC-DAD

TOTAL THC: Not Detected

Total THC ($\Delta 9\text{THC} + 0.877 * \text{THCa}$)

TOTAL CBD: 99.456%

Total CBD ($\text{CBD} + 0.877 * \text{CBDa}$)

TOTAL CANNABINOIDS: 99.702%

Total Cannabinoids (Total THC) + (Total CBD) + (Total CBG) + (Total THCV) + (Total CBC) + (Total CBDV) + $\Delta 8\text{THC}$ + CBL + CBN

TOTAL CBG: ND

Total CBG ($\text{CBG} + 0.877 * \text{CBGa}$)

TOTAL THCV: ND

Total THCV ($\text{THCV} + 0.877 * \text{THCVa}$)

TOTAL CBC: ND

Total CBC ($\text{CBC} + 0.877 * \text{CBCa}$)

TOTAL CBDV: 0.246%

Total CBDV ($\text{CBDV} + 0.877 * \text{CBDVa}$)

COMPOUND	LOD/LOQ (mg/g)	MEASUREMENT UNCERTAINTY (mg/g)	RESULT (mg/g)	RESULT (%)
CBD	0.07 / 0.29	± 46.048	994.56	99.456
CBDV	0.04 / 0.15	± 0.107	2.46	0.246
$\Delta 9\text{THC}$	0.06 / 0.26	N/A	ND	ND
$\Delta 8\text{THC}$	0.1 / 0.4	N/A	ND	ND
THCa	0.05 / 0.14	N/A	ND	ND
THCV	0.1 / 0.2	N/A	ND	ND
THCVa	0.07 / 0.20	N/A	ND	ND
CBDa	0.02 / 0.19	N/A	ND	ND
CBDVa	0.03 / 0.53	N/A	ND	ND
CBG	0.06 / 0.19	N/A	ND	ND
CBGa	0.1 / 0.2	N/A	ND	ND
CBL	0.06 / 0.24	N/A	ND	ND
CBN	0.1 / 0.3	N/A	ND	ND
CBC	0.2 / 0.5	N/A	ND	ND
CBCa	0.07 / 0.28	N/A	ND	ND
SUM OF CANNABINOIDS			997.02 mg/g	99.702%

Unit Mass: 10 grams per Unit

$\Delta 9\text{THC}$ per Unit	1120 per-package limit	ND	PASS
Total THC per Unit		ND	
CBD per Unit		9945.60 mg/unit	
Total CBD per Unit		9945.60 mg/unit	
Sum of Cannabinoids per Unit		9970.20 mg/unit	
Total Cannabinoids per Unit		9970.20 mg/unit	

MOISTURE TEST RESULT

Not Tested

DENSITY TEST RESULT

Not Tested

VISCOSITY TEST RESULT

Not Tested



Terpenoid Analysis

Terpene analysis utilizing gas chromatography-flame ionization detection (GC-FID). Terpenes are the aromatic compounds that endow cannabis with their unique scent and effect. Following are the primary terpenes detected.

Method: OSP 1192 - Analysis of Terpenoids by GC-FID

TERPENOID TEST RESULTS - 01/26/2021

COMPOUND	LOD/LOQ (mg/g)	MEASUREMENT UNCERTAINTY (mg/g)	RESULT (mg/g)	RESULT (%)
α Pinene	0.04 / 0.13	N/A	ND	ND
Camphene	0.1 / 0.2	N/A	ND	ND
Sabinene	0.1 / 0.2	N/A	ND	ND
β Pinene	0.1 / 0.2	N/A	ND	ND
Myrcene	0.1 / 0.2	N/A	ND	ND
α Phellandrene	0.1 / 0.2	N/A	ND	ND
3 Carene	0.1 / 0.2	N/A	ND	ND
α Terpinene	0.1 / 0.2	N/A	ND	ND
Limonene	0.04 / 0.12	N/A	ND	ND
Eucalyptol	0.1 / 0.2	N/A	ND	ND
Ocimene	0.05 / 0.1	N/A	ND	ND
γ Terpinene	0.1 / 0.2	N/A	ND	ND
Sabinene Hydrate	0.1 / 0.2	N/A	ND	ND
Fenchone	0.1 / 0.2	N/A	ND	ND
Terpinolene	0.04 / 0.1	N/A	ND	ND
Linalool	0.04 / 0.1	N/A	ND	ND
Fenchol	0.1 / 0.2	N/A	ND	ND
(-)-Isopulegol	0.03 / 0.08	N/A	ND	ND
Camphor	0.1 / 0.3	N/A	ND	ND
Isoborneol	0.1 / 0.2	N/A	ND	ND
Borneol	0.1 / 0.3	N/A	ND	ND
Menthol	0.04 / 0.1	N/A	ND	ND
Terpineol	0.03 / 0.1	N/A	ND	ND
Nerol	0.05 / 0.1	N/A	ND	ND
R-(+)-Pulegone	0.04 / 0.1	N/A	ND	ND
Geraniol	0.04 / 0.11	N/A	ND	ND
Geranyl Acetate	0.03 / 0.10	N/A	ND	ND
α Cedrene	0.03 / 0.10	N/A	ND	ND
β Caryophyllene	0.04 / 0.11	N/A	ND	ND
α Humulene	0.03 / 0.08	N/A	ND	ND
Valencene	0.02 / 0.06	N/A	ND	ND
Nerolidol	0.03 / 0.09	N/A	ND	ND
Caryophyllene Oxide	0.1 / 0.2	N/A	ND	ND
Guaiol	0.04 / 0.13	N/A	ND	ND
Cedrol	0.1 / 0.2	N/A	ND	ND
α Bisabolol	0.1 / 0.2	N/A	ND	ND
TOTAL TERPENOIDS			ND	ND

 **Pesticide Analysis**

CATEGORY 1 PESTICIDE TEST RESULTS - 01/27/2021  **PASS**

CATEGORY 1 AND 2 PESTICIDES

Pesticide and plant growth regulator analysis utilizing high-performance liquid chromatography-mass spectrometry (HPLC-MS) or gas chromatography-mass spectrometry (GC-MS). *GC-MS utilized where indicated.

Method: QSP 1212 - Analysis of Pesticides and Mycotoxins by LC-MS or QSP 1213 - Analysis of Pesticides by GC-MS


COMPOUND	LOD/LOQ (µg/g)	ACTION LIMIT (µg/g)	MEASUREMENT UNCERTAINTY (µg/g)	RESULT (µg/g)	RESULT
Aldicarb	0.03 / 0.08	≥ LOD	N/A	ND	PASS
Carbofuran	0.02 / 0.05	≥ LOD	N/A	ND	PASS
Chlordane*	0.03 / 0.08	≥ LOD	N/A	ND	PASS
Chlorfenapyr*	0.03 / 0.10	≥ LOD	N/A	ND	PASS
Chlorpyrifos	0.02 / 0.06	≥ LOD	N/A	ND	PASS
Coumaphos	0.02 / 0.07	≥ LOD	N/A	ND	PASS
Daminozide	0.02 / 0.07	≥ LOD	N/A	ND	PASS
DDVP (Dichlorvos)	0.03 / 0.09	≥ LOD	N/A	ND	PASS
Dimethoate	0.03 / 0.08	≥ LOD	N/A	ND	PASS
Ethoprop(hos)	0.03 / 0.10	≥ LOD	N/A	ND	PASS
Etofenprox	0.02 / 0.06	≥ LOD	N/A	ND	PASS
Fenoxycarb	0.03 / 0.08	≥ LOD	N/A	ND	PASS
Fipronil	0.03 / 0.08	≥ LOD	N/A	ND	PASS
Imazalil	0.02 / 0.06	≥ LOD	N/A	ND	PASS
Methiocarb	0.02 / 0.07	≥ LOD	N/A	ND	PASS
Methyl parathion	0.03 / 0.10	≥ LOD	N/A	ND	PASS
Mevinphos	0.03 / 0.09	≥ LOD	N/A	ND	PASS
Paclobutrazol	0.02 / 0.05	≥ LOD	N/A	ND	PASS
Propoxur	0.03 / 0.09	≥ LOD	N/A	ND	PASS
Spiroxamine	0.03 / 0.08	≥ LOD	N/A	ND	PASS
Thiacloprid	0.03 / 0.10	≥ LOD	N/A	ND	PASS

CATEGORY 2 PESTICIDE TEST RESULTS - 01/27/2021  **PASS**

Abamectin	0.03 / 0.10	0.1	N/A	ND	PASS
Acephate	0.02 / 0.07	0.1	N/A	ND	PASS
Acequinocyl	0.02 / 0.07	0.1	N/A	ND	PASS
Acetamiprid	0.02 / 0.05	0.1	N/A	ND	PASS
Azoxystrobin	0.02 / 0.07	0.1	N/A	ND	PASS
Bifenazate	0.01 / 0.04	0.1	N/A	ND	PASS
Bifenthrin	0.02 / 0.05	3	N/A	ND	PASS
Boscalid	0.03 / 0.09	0.1	N/A	ND	PASS
Captan	0.19 / 0.57	0.7	N/A	ND	PASS
Carbaryl	0.02 / 0.06	0.5	N/A	ND	PASS
Chlorantraniliprole	0.04 / 0.12	10	N/A	ND	PASS

Continued on next page

 **Pesticide Analysis** *Continued*

CATEGORY 2 PESTICIDE TEST RESULTS - 01/27/2021 *continued*  **PASS**

CATEGORY 1 AND 2 PESTICIDES

Pesticide and plant growth regulator analysis utilizing high-performance liquid chromatography-mass spectrometry (HPLC-MS) or gas chromatography-mass spectrometry (GC-MS). *GC-MS utilized where indicated.

Method: QSP 1212 - Analysis of Pesticides and Mycotoxins by LC-MS or QSP 1213 - Analysis of Pesticides by GC-MS

COMPOUND	LOD/LOQ (µg/g)	ACTION LIMIT (µg/g)	MEASUREMENT UNCERTAINTY (µg/g)	RESULT (µg/g)	RESULT
Clofentezine	0.03 / 0.09	0.1	N/A	ND	PASS
Cyfluthrin	0.12 / 0.38	2	N/A	ND	PASS
Cypermethrin	0.11 / 0.32	1	N/A	ND	PASS
Diazinon	0.02 / 0.05	0.1	N/A	ND	PASS
Dimethomorph	0.03 / 0.09	2	N/A	ND	PASS
Etoxazole	0.02 / 0.06	0.1	N/A	ND	PASS
Fenhexamid	0.03 / 0.09	0.1	N/A	ND	PASS
Fenpyroximate	0.02 / 0.06	0.1	N/A	ND	PASS
Flonicamid	0.03 / 0.10	0.1	N/A	ND	PASS
Fludioxonil	0.03 / 0.10	0.1	N/A	ND	PASS
Hexythiazox	0.02 / 0.07	0.1	N/A	ND	PASS
Imidacloprid	0.04 / 0.11	5	N/A	ND	PASS
Kresoxim-methyl	0.02 / 0.07	0.1	N/A	ND	PASS
Malathion	0.03 / 0.09	0.5	N/A	ND	PASS
Metalaxyl	0.02 / 0.07	2	N/A	ND	PASS
Methomyl	0.03 / 0.10	1	N/A	ND	PASS
Myclobutanil	0.03 / 0.09	0.1	N/A	ND	PASS
Naled	0.02 / 0.07	0.1	N/A	ND	PASS
Oxamyl	0.04 / 0.11	0.5	N/A	ND	PASS
Pentachloronitrobenzene*	0.03 / 0.09	0.1	N/A	ND	PASS
Permethrin	0.04 / 0.12	0.5	N/A	ND	PASS
Phosmet	0.03 / 0.10	0.1	N/A	ND	PASS
Piperonylbutoxide	0.02 / 0.07	3	N/A	ND	PASS
Prallethrin	0.03 / 0.08	0.1	N/A	ND	PASS
Propiconazole	0.02 / 0.07	0.1	N/A	ND	PASS
Pyrethrins	0.04 / 0.12	0.5	N/A	ND	PASS
Pyridaben	0.02 / 0.07	0.1	N/A	ND	PASS
Spinetoram	0.02 / 0.07	0.1	N/A	ND	PASS
Spinosad	0.02 / 0.07	0.1	N/A	ND	PASS
Spiromesifen	0.02 / 0.05	0.1	N/A	ND	PASS
Spirotetramat	0.02 / 0.06	0.1	N/A	ND	PASS
Tebuconazole	0.02 / 0.07	0.1	N/A	ND	PASS
Thiamethoxam	0.03 / 0.10	5	N/A	ND	PASS
Trifloxystrobin	0.03 / 0.08	0.1	N/A	ND	PASS



Residual Solvents Analysis

CATEGORY 1 AND 2 RESIDUAL SOLVENTS

Residual Solvent analysis utilizing gas chromatography-mass spectrometry (GC-MS).

Method: QSP 1204 - Analysis of Residual Solvents by GC-MS

CATEGORY 1 RESIDUAL SOLVENTS TEST RESULTS - 01/27/2021 ✔ PASS

COMPOUND	LOD/LOQ (µg/g)	ACTION LIMIT (µg/g)	MEASUREMENT UNCERTAINTY (µg/g)	RESULT (µg/g)	RESULT
1,2-Dichloroethane	0.05 / 0.1	1	N/A	ND	PASS
Benzene	0.03 / 0.09	1	N/A	ND	PASS
Chloroform	0.1 / 0.2	1	N/A	ND	PASS
Ethylene Oxide	0.3 / 0.8	1	N/A	ND	PASS
Methylene chloride	0.3 / 0.9	1	N/A	ND	PASS
Trichloroethylene	0.1 / 0.3	1	N/A	ND	PASS

CATEGORY 2 RESIDUAL SOLVENTS TEST RESULTS - 01/27/2021 ✔ PASS

Acetone	20 / 50	5000	N/A	ND	PASS
Acetonitrile	2 / 7	410	N/A	ND	PASS
Butane	10 / 50	5000	N/A	ND	PASS
Ethanol	20 / 50	5000	N/A	ND	PASS
Ethyl acetate	20 / 60	5000	N/A	ND	PASS
Ethyl ether	20 / 50	5000	N/A	ND	PASS
Heptane	20 / 60	5000	N/A	ND	PASS
Hexane	2 / 5	290	N/A	ND	PASS
Isopropyl Alcohol	10 / 40	5000	N/A	ND	PASS
Methanol	50 / 200	3000	N/A	ND	PASS
Pentane	20 / 50	5000	±14.9	297	PASS
Propane	10 / 20	5000	N/A	ND	PASS
Toluene	7 / 21	890	N/A	ND	PASS
Total Xylenes	50 / 160	2170	N/A	ND	PASS



Heavy Metals Analysis

Heavy metal analysis utilizing inductively coupled plasma-mass spectrometry (ICP-MS).

Method: QSP 1160 - Analysis of Heavy Metals by ICP-MS

HEAVY METALS TEST RESULTS - 01/27/2021 ✔ PASS

COMPOUND	LOD/LOQ (µg/g)	ACTION LIMIT (µg/g)	MEASUREMENT UNCERTAINTY (µg/g)	RESULT (µg/g)	RESULT
Cadmium	0.02 / 0.05	0.2	N/A	ND	PASS
Lead	0.04 / 0.1	0.5	N/A	ND	PASS
Arsenic	0.02 / 0.1	0.2	N/A	ND	PASS
Mercury	0.002 / 0.01	0.1	N/A	ND	PASS

 **Microbial Impurities Analysis**

PCR AND PLATING

Analysis conducted by polymerase chain reaction (PCR) and fluorescence detection of microbial impurities.

Method: QSP 1221 - Analysis of Microbial Impurities

Analysis conducted by 3M™ Petrifilm™ and plate counts of microbial impurities.

Method: QSP 6794 - Plating with 3M™ Petrifilm™

MICROBIAL IMPURITIES TEST RESULTS (PCR) - 01/27/2021 ✔ PASS

COMPOUND	ACTION LIMIT	RESULT	RESULT
Shiga toxin-producing <i>Escherichia coli</i>	Detect	ND	PASS
<i>Salmonella</i> spp.	Detect	ND	PASS
<i>Aspergillus fumigatus</i>	Detect	ND	PASS
<i>Aspergillus flavus</i>	Detect	ND	PASS
<i>Aspergillus niger</i>	Detect	ND	PASS
<i>Aspergillus terreus</i>	Detect	ND	PASS

MICROBIAL IMPURITIES TEST RESULTS (PLATING)

COMPOUND	RESULT (cfu/g)
Aerobic Plate Count	NT
Total Yeast and Mold	NT

